

## Letters California Style 2012 MINI CLASS REGISTRATION PROCEDURES

PLEASE READ THESE INSTRUCTIONS CAREFULLY BEFORE SENDING YOUR FORM.

Our lottery system of registration worked very well in 2011. Almost everyone got their first choices in mini-classes. This year we will again use a **LOTTERY DRAWING**. Your cooperation in following the instructions helps this process go smoothly.

- **REGISTRATION IS NOW OPEN ~ YOU MAY SEND YOUR CHECK AT ANY TIME.**

- **All registrations received by January 14, 2012** will be mixed together, then opened randomly beginning on **January 16th** and signed into classes. This will guarantee that those who mail in from a far distance have plenty of time to mail their forms, and the same chance to get into a class. Sending by Express mail is not necessary and will give you no advantage. You can continue to send your forms after January 14th and if there are still spaces available, you will be added.

*NOTE: we cannot be held responsible for delays by the postal service, lost mail, or anything beyond our control. By allowing 6 weeks for the forms to arrive, hopefully this will make everyone feel they have a better chance of getting into a class.*

- **Registrations will be split up and randomly selected per Friday or Saturday classes.** You may send your registrations for 2 classes in the same envelope, but ***please include separate checks and registration forms for each class***. If you request two classes, you are not guaranteed two classes. Mailing checks from several people in one envelope will not increase your chances of all getting into a class together.

- **Registrations should include a second and third choice.** Please list your desired classes in the order of choice. If you would rather be put on a wait list instead of being signed into a second or third choice, please state that clearly. This will speed the registration process and not require follow-up emails or calls.

*Example:*

1st choice: Friday class 6) Powell  
2nd choice: Friday class 3) Sadler  
3rd choice: Friday class 1) Dunham

*Example:*

1st choice: Saturday class 10) Engelbrecht  
2nd choice: Wait list Saturday class 10) Engelbrecht  
3rd choice: none

- **Sign-ups for Mini Classes will be BY US MAIL ONLY** to make registration open and fair for all members. Registration will NOT be accepted by phone or email, only postal mail. **You will be notified with confirmation of your mini-class along with supply list(s) by email or by your SASE before the end of January, 2012.** ☺ *It's not possible to email each person as the registration is in progress. If you merely need confirmation that it has arrived, please invest in delivery confirmation thru the postal service. Class lists will be emailed as quickly as possible, before the end of January - please be patient.*

- **STRICT LIMIT OF 10 students per mini class. Please do not ask the teacher to add you if the class is full.** All registrations are taken by Karin Gable and not the teacher.

- **“TEACHER’S PET”** - If you would like to volunteer to help the teacher set up, collect supply fees, etc. please check the box on the registration form. First form picked with the box checked will be assigned as teacher’s pet. If chosen, please arrive to class 10 minutes early to assist the teacher.

- **CANCELLATIONS** - If you must cancel, please alert Karin Gable as soon as possible so your spot can be filled from the wait list. Refunds only if your spot can be filled.

- To register for one or two mini-classes, fill out the registration forms and enclose your check(s) made payable to SfC -- **YOU MUST ENCLOSE SEPARATE CHECKS FOR EACH MINI-CLASS, PLEASE.** We cannot accept checks for multiple people. Each person must enclose a check for each class they are registering for. This eliminates the need for processing refunds if you do not get the class you want. All checks that are unused will be shredded unless you make a special request to have it returned to you. *To be fair to everyone, we cannot guarantee that friends can attend the class together if they send their checks together. Checks may be held and deposited after Letters, to be sure that last minute substitutions are possible.*

Mail your registration form and check(s) payable to SfC to:  
Karin Gable • 6440 Geyser Avenue, Reseda, CA 91335-6010

QUESTIONS ARE WELCOME: contact Karin at [colourmepurple@sbcglobal.net](mailto:colourmepurple@sbcglobal.net)  
or 818-343-2402 between 10am and 9pm.

# FRIDAY MINI-CLASSES - FEBRUARY 17, 2012 • 7:30 TO 9:30PM

## 1. Ward Dunham – "WRITING WITH BAMBOO PENS"

Bamboo provides not only a pleasurable writing experience, but also a connection with nature and with history. Using a big strong knife, Ward will demonstrate how to cut a broad-edged pen out of bamboo. Students will have the opportunity to try writing with several different sizes of bamboo pens. And if they desire, students may try cutting their own bamboo pen under Ward's watchful eye. Ward will talk about how this tool has been used over the centuries. He'll give tips for where to find good bamboo; how to select a good section, and what one should aim for in shaping a nib that writes well. He'll also show how to maintain and sharpen the pen so that it provides years of use.

### SUPPLY LIST:

• Please bring Ink or writing fluid.

**SUPPLY FEE: None**

**Skill level: Any**

Ward will provide loaner equipment: A few big strong knives, several lengths of bamboo, several pens in various sizes that he'll cut in advance, paper, ink, sandpaper, sharpeners. Students can purchase the pens from Ward after the class if they find one they fall in love with, and/or some of the supplies for cutting bamboo — but neither expenditure is mandatory.



## 2. Linnea Lundquist – "HOW TO USE SEALS & SEALING WAX"

Ever thought about adding sealing wax to your correspondence, holiday cards, wedding invitations, postcards, or artwork — but you just weren't sure how to do it? Linnea will demonstrate the use of sealing wax: how to melt it and how to get a good impression. She'll talk about the history of seals & wax, when to use traditional versus flexible waxes, how to avoid getting wax stuck in the seals, and a variety of melting techniques. Students will have the opportunity to become confident "sealers" while experimenting with several dozen colors of wax and seals from the Atelier Gargoyle Collection.

**SUPPLY LIST:** No materials necessary, but if you've already got your own desk seal or family heirloom signet ring, bring it along and learn how to impress it in wax safely and with style.

**SUPPLY FEE: \$10** for wax and paper.

**Skill level: Any**



## 3. CC Sadler – "ZENTANGLE®-INSPIRED ART... WITH LETTERS!"

"A Zentangle® is the form created on a 3.5 inch tile, with patterns referred to as tangles. Works using these patterns but differing in size and shape and surface are 'Zentangle® inspired Art.' " ~ Nancy Lubin, CZT®

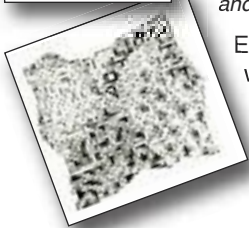
Explore ways of integrating letterforms with your "tangles." We will explore a variety of ideas using the drawn letterform. We will create compositions where letterforms are integrated with Zentangles®, in a variety of ways. We will explore how to begin to find your own process and style. No previous experience with Zentangle® will be necessary.

### SUPPLY LIST:

Please Bring:

- Your favorite graphite pencils: 2H, 4H, and other sizes that you have
  - Kneaded eraser
- OPTIONAL:
- Ruler at least 12 inches
  - Small T-square, or rolling ruler.

**SUPPLY FEE: \$ 12.00**



## 4) Brenda Broadbent – "MYSTERIOUS MESSAGES! BLACK ON BLACK WITH ELECTRIC COLOR"


Get a shimmering 3D effect using Glaze Pens, colored pencils and black paper.

### SUPPLY LIST:

• Bring your colored pencils and/or share mine.

**SUPPLY FEE: \$3.50**

covers your glaze pen and black papers.



## 5) Lily Stevenson – "BALL BOOK"

The Ball Book is an unusual structure. Students will connect 20 circles. The pages of the resulting ball can be written on, painted on, or otherwise decorated. My demo book in the photograph has a versal letter on each quarter circle. The Ball Book delights each person who has finished one.



Lily will supply the pre-cut circles from hand-made paper, glue and clamps for holding the parts while the glue dries

### SUPPLY LIST:

Students should bring:

- An Xacto knife with a #11 blade and
- a small cutting mat
- a pair of small scissors
- a bone folder, and
- writing or decorating materials for finishing their Ball Book.

**SUPPLY FEE: \$3.00**

## 6) Debbie Powell – "WHERE THE LINE CAN TAKE YOU"

featuring exercises developed from a class with Carla Sonheim, author of Drawing Lab:

- wrong-handed portrait
- one-line drawings (several)
- blind contour drawings
- drawing exercise using favorite method from above
- sidewalk scramble
- Picasso dog...more as time permits

This is a class that will explore what can happen when you suspend attachment to outcome. It will help you escape those dithering doubts and expectations by loosening up your head and your hand and letting the line take you to sometimes whimsical, always interesting places.

Combine a Sharpie pen + guided imagery = spontaneity, serendipity, surprise! (and smiles)

### SUPPLY LIST:

- (1) Twin-Tip Sharpie (Fine/Ultra Fine) Permanent Marker  
(Target and Staples are two sources)
- All other supplies will be provided.

**SUPPLY FEE: \$5** per person

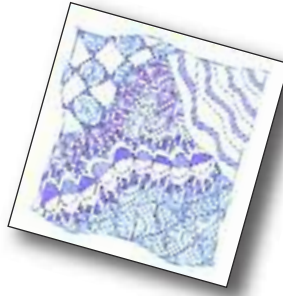


## SATURDAY MINI-CLASSES - FEBRUARY 18, 2012 • 7:30 TO 9:30PM

### 7) CC Sadler – “USING COLOR WITH YOUR ZENTANGLE®-INSPIRED ART”

We will explore ways to incorporate color with Zentangle®-Inspired art. This workshop contains the same basic ideas as the first session, but incorporates the use of color. We will experiment with different color techniques. This could include colored pencils, colored pens, watercolors and brush markers with colorless blenders, and more.

No previous experience with Zentangle® will be necessary.




**SUPPLY LIST:** All items are suggested. You may come to the workshop with no supplies.

- Bone folder to fold and tear paper or another way you like to fold and tear paper.
- Participants may bring white gel pens they like.
- COMPLETELY OPTIONAL: 90 lb. Hot Press Watercolor (Smooth) watercolor paper or print-making paper if there is a kind you like and use.

**SUPPLY FEE: \$25.00**  
(ONLY \$15.00 if you have the supplies from the first Mini-Workshop).

### 8) Kristi Darwick – “VISUAL JOURNALING”

You've never journaled before? Have you started, but didn't know how to continue? This session will provide tips and ideas to help you record your memories, whether they are from special trips or everyday moments. We will talk about using the skills YOU have. My motto, "Even an ugly sketch makes a more interesting journal page". Examples will convince you that you can create a book you will treasure.




**SUPPLY LIST:**

- Small watercolor kit, with brush
- Small C-thru ruler
- Mechanical pencil
- Eraser
- Waterproof black fine-line pen (such as Pentel Hybrid Technica, Sakura Sigma Micron);
- Scissors

NOTE: Bring what you already own—I will have supplies to borrow for those who need them.

**SUPPLY FEE: \$3.00 per person**



### 9) Brenda Broadbent – “DELIGHT & SUCCESS WITH TINY WATERCOLORS!”

Relax and enjoy moving watercolor on paper as small as 2"x2". You will learn how paint & water move together and create a tiny gem. Combine these skills with your lettering later! Encouragement for fearful painters!



**SUPPLY LIST:**

Please Bring:


- 2 water containers
- Very fine to medium fine brushes (nylon or hair)
- A selection of watercolors (any kind; I will share mine as well)
- Roll of white artist tape (3/4" wide is good)
- Hard surface to tape your paper onto (back of a paper pad, plexi, board...)
- Watercolor pencils if you have them
- Paper towel.

**SUPPLY FEE: \$3.00** for your watercolor paper cut to small sizes, paper palette.



### 10) Lisa Engelbrecht – “SHIMMER AND BLING VERSALS”

Try beautiful Versals with the FW Shimmering and Pearlescent colors on black paper! This is really drawing and coloring in – so easy! I have quite a few styles of versals in my collection to share with you. We'll also play with Duo adhesive and gold foil for bright shiny gold or silver letters. Students will also scribe the foil for cool effects!



**SUPPLY LIST:**

Please bring:

- Small pointed paint brush
- 6 well plastic palette
- A couple pieces of black art paper-like Art Again and also some pieces of good calligraphy paper
- Pencil
- Long toothpick
- Paper towels

**SUPPLY FEE: \$5.00** for handouts, foil and size

### 11) Barb Close – “FLORAL JOURNAL WORKSHOP”



Don't you just get a good feeling when you see lovely little painted flowers on pages of an artist's book, card or journal? Barbara will show step-by-step instructions for painting these delicious florals. You will create a journal using Arches Text Wove paper and a handmade floral paper for the cover and will learn unique flower-making techniques for each page. The results will thrill you! You may also create quotes or notes in your journals

with some of Barbara's fun monoline alphabets. Exemplars and instructions will be provided..

**SUPPLY LIST:**

- 1 sheet Arches Text Wove
- Layout bond practice paper
- Colored pencils, gel pens, Pigma Microns or Pilot G-Tecs
- Water container • Mixing palette
- Brushes: w/c round #4 or #6 with good point

**SUPPLY FEE: \$5.00** will cover the cost of the handmade paper covers, sewing kits, paints & palettes



# FRIDAY MINI-CLASS REGISTRATION FORM

**PLEASE MAIL YOUR REGISTRATION FORM TO ARRIVE BY JANUARY 14, 2012**

**PLEASE READ THE INSTRUCTIONS CAREFULLY BEFORE SENDING YOUR FORM**

Name \_\_\_\_\_  I WOULD LIKE TO VOLUNTEER TO BE TEACHER'S PET

email \_\_\_\_\_

Phone number \_\_\_\_\_  
(please indicate if phone is: home / work / cell)

**(If you do not have email --- please send a SASE (self-addressed stamped envelope) along with your check and form to receive confirmation of mini-class(s) and supply list(s).**

Friday Mini-Class 1st Choice: \_\_\_\_\_ \$25  
PLEASE INCLUDE CLASS # AND TEACHER

Friday Mini-Class 2nd Choice: \_\_\_\_\_

Friday Mini-Class 3rd Choice: \_\_\_\_\_

SECOND OR THIRD CHOICE MAY INCLUDE WAIT LIST. IF YOU DO NOT INDICATE A SECOND OR THIRD CHOICE YOU WILL AUTOMATICALLY BE WAIT LISTED FOR YOUR FIRST CHOICE CLASS IF IT IS FULL.  
**LOTTERY WILL BE HELD BEGINNING JANUARY 16, 2012.**

**Remember - One \$25 check per mini-class, per person.** No check for 2nd/3rd choice necessary.  
Make check payable to SfC.

Mail to: Karin Gable, 6440 Geyser Ave, Reseda, CA 91335-6010

----- please cut apart here before mailing -----

# SATURDAY MINI-CLASS REGISTRATION FORM

**PLEASE MAIL YOUR REGISTRATION FORM TO ARRIVE BY JANUARY 14, 2012**

**PLEASE READ THE INSTRUCTIONS CAREFULLY BEFORE SENDING YOUR FORM**

Name \_\_\_\_\_  I WOULD LIKE TO VOLUNTEER TO BE TEACHER'S PET

email \_\_\_\_\_

Phone number \_\_\_\_\_  
(please indicate if phone is: home / work / cell)

**(If you do not have email --- please send a SASE (self-addressed stamped envelope) along with your check and form to receive confirmation of mini-class(s) and supply list(s).**

Saturday Mini-Class 1st Choice: \_\_\_\_\_ \$25  
PLEASE INCLUDE CLASS # AND TEACHER

Saturday Mini-Class 2nd Choice: \_\_\_\_\_

Saturday Mini-Class 3rd Choice: \_\_\_\_\_

SECOND OR THIRD CHOICE MAY INCLUDE WAIT LIST. IF YOU DO NOT INDICATE A SECOND OR THIRD CHOICE YOU WILL AUTOMATICALLY BE WAIT LISTED FOR YOUR FIRST CHOICE CLASS IF IT IS FULL.  
**LOTTERY WILL BE HELD BEGINNING JANUARY 16, 2012.**

**Remember - One \$25 check per mini-class, per person.** No check for 2nd/3rd choice necessary.  
Make check payable to SfC.

Mail to: Karin Gable, 6440 Geyser Ave, Reseda, CA 91335-6010