

The Creative Hand



Newsletter of the San Diego Society for Calligraphy

Fall 2023

San Diego Sfc Virtual Exhibit Reception

Members logged in to our Zoom reception on September 22 to view pieces that had been displayed in our in-person Pt. Loma Library exhibit. Additionally, members from other states and countries contributed to this virtual exhibit. Thanks to all those who contributed pieces and to those who attended! Here's the recording:

<https://youtu.be/KWqgW2bJnfs>



The Graceful Envelope Contest - 2023

This year's theme was meant to capture the attention of an actor, artist, athlete, politician, singer, writer or other public figure, living or dead. Winners were selected based on hand lettering, creative interpretation of the theme and effective use of color and design, including incorporation of postage stamp(s). An impressive number of Society for Calligraphy members were winners in the Graceful Envelope contest. Two members of our San Diego chapter, earned "Honorable Mention."

Congratulations, Kathy Mentis and Susan Barker!

To view other winning submissions [click here](#).



SD Sfc member, Susan Mentis, Honorable Mention



SD Sfc member, Kathy Barker, Honorable Mention

Meetup at Claudia's Studio - Old Town San Diego

On September 5th, nine members met up in Old Town San Diego at Strenger Studio, a custom stationery shop offering calligraphy workshops and supplies. We met with member Claudia Strenger, calligrapher and business owner, and she explained her journey from novelty calligrapher to a full-time wedding stationer, calligraphy teacher and stationery store owner. Claudia had one of John Neal's "Try Before You Buy" boxes chock full of supplies for us to try and experiment with. It was a unique opportunity to connect with other members, discuss topics and have a creative morning. It was such a successful morning that Claudia now offers a monthly Friday morning creative meetup for lettering and calligraphy enthusiasts.



Thanks to Claudia Strenger for the photographs of our creative morning!

Modern & Medieval: Playing with Motifs with Sharyn Sowell

Sharon's workshop on September 16th was chock full of information about medieval and renaissance illumination and illustration. She showed us how to use these motifs as inspiration to create decoration on envelopes, cards and small canvasses. We used watercolor and gouache along with fine tip pens to adorn our papers, both simple and elaborate. We all came away with numerous ideas on how to use these designs on future projects.



Sharon created these pieces during the class demo - such a wide variety of looks.


Work submitted by student
Lynn Zakevich



More images from Modern & Medieval Motifs Workshop



Anne Bystrom



Lesley Kemp



More images from Modern & Medieval Motifs Workshop



Jean Wilson



Jean Wilson



Dorothy Wilson

Romans Study Group (Member Led)

We continue with our popular Romans Study Group series. During the year we aim to focus on Built-up capitals and ligatures, with some side-tracks of fun letters from guest presenters.

September 1st, Kristi led an intro/refresher of basic Romans structure (skeleton) and mechanical/visual spacing.

Guinevere Lee's work from
September 1st Study Group



Anne Bystrom's work from
June Study group


October 6th, Victoria Kibildis shared a fun Romans skeleton variation she had developed, as well as *Botanical Whimsies* to embellish our lettering. Anne Bystrom shared these images of her work during and after class - she says she's hooked!



Above and right:
Anne Bystrom's work from
Botanical Whimsies



More Botanical Whimsies



Above: Pam DeGood



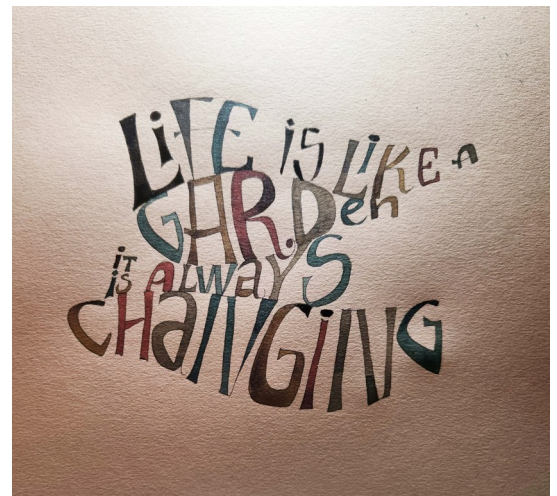
Above: Guin Lee

Notes from Guin: For the blueberries piece, I wrote the words first using Roman letters by pencil then with Copperplate using colored pencil on top of it. The framed fruit letters are also written in Roman lettering with an HB pencil. My favorite watercolors for painting leaves are Holbein No. 65, 74, 75 and 79. I used a Leonard brush for spreading large areas of watercolor. The Corman brush is good for applying thin lines onto the leaves and marks onto the skin texture of the fig. I used a Pilot brush to apply most of the color. It's handy and user-friendly.

Meandering River Letters

November 3rd, Nancy Hays Hill demonstrated her wonderful Meandering River Letters based on Romans - a very fun hand.

Right: Pam DeGood's work



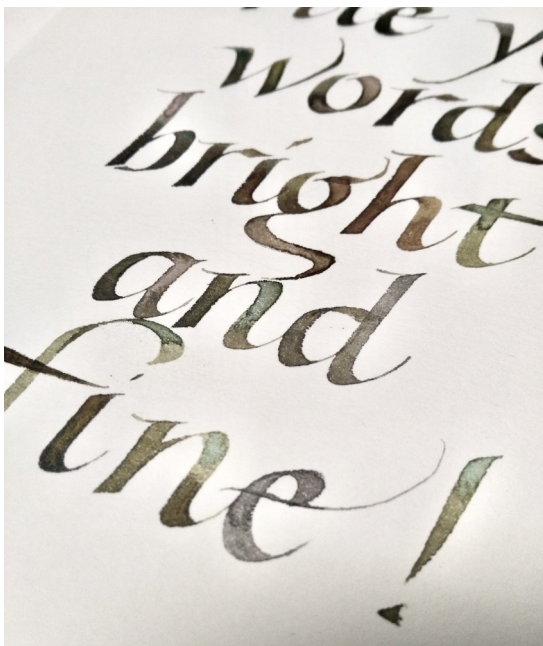
Captivating Color : Choosing, Mixing and Using Watercolor for Calligraphy

The 6-part class with Carol Measures Scott kicked off on 2 October 2023, 6 pm PST. This class is part of the San Diego chapter's efforts to help its members complete finished pieces. It grew out of the San Diego chapter's Let's Make Finished Pieces Study group, where Kristi Darwick shares about design principles. Captivating Color takes an in-depth look into the color aspect of design. We learn the basics of colour theory and how to explore the possibilities that already exist in our paintboxes to create harmonious color palettes that can be applied to calligraphy pieces via a lettering project to be completed over the course of the class.


Everyone had such great fun exploring the beautiful colours that can be created from different triads of "primary" colours and sharing our results in the class Facebook group. The colour wheels were not only fun to do and pretty to look at, but served as a tool for learning more about the characteristics of each color, discovering interesting and unexpected colors to add to our color libraries and to practice our watercolor painting skills. Lastly, we applied everything to a class project, resulting in many beautiful pieces.

Everyone agreed that this was one of the best classes they had ever taken, and we were all sad to see the class come to an end. However, we leave the class well-equipped to continue our colour explorations, which will hopefully result in more finished pieces!

Eu Geen Ooi



Above, below: Carol Measures Scott



Above: Eu Geen Ooi

Captivating Color : Choosing, Mixing and Using Watercolor for Calligraphy



Guin Lee



Kathy Wafer



Left, right:
Margaret Burgess



More Fables & Flowers with Risa Gettler

We had a great time on August 12, 2023 in Risa Gettler's *More Fables & Flowers* - a one-day medieval manuscript painting workshop. Risa provided the pattern for the letter N from a 16th century French Missal. Step-by-step, Risa guided us through building our final piece with the application of decorative features and creating visual dimension via shading and highlighting.

In her Medieval Manuscript Arts classes through UC Riverside's Osher program, Risa teaches how to create your own renditions of these letters. Ultimately you develop the skills to design your own fabulous decorated letters. Her next six-week course, *Diapering and Casmaieu*, begins Friday, January 19, 2024. Upcoming classes are not yet listed on the website, but closer to that date, can be found at <https://palmdesert.ucr.edu/welcome-ucr-osher>. Or simply contact Risa directly at inkcredible@ez2.net.



Elizabeth Kenney's decorated "N"

A San Diego Sfc member, Risa has a book being prepared for publication - it's sure to be a beauty!

ANIMATING THE ALPHABET—Zoomorphics from 10th Century Spain

It features a double Zoomorphic alphabet drawn from 21 Spanish medieval manuscripts and reproduced in their original colors. Wonderful, charming, unique and historic initial capitals to adorn your calligraphic art. Ole!

Ben Shahn-ish with Beth Lee

We had a fantastic time with Beth Lee in this workshop, which was spread over three weeks. She had us writing the popular letters that Ben Shahn is known for. Beth believes Shahn wrote with a pointed brush. Some teach them with a folded pen, and Beth likes to write them with a broad-edged pen.

A big part of this covered ligatures and nesting!!! Beth shared samples of Shahn's writing, scanned from her collection of his books. This study was a definite highlight for me, especially since the ligatures could easily be used with other letterforms, as well.

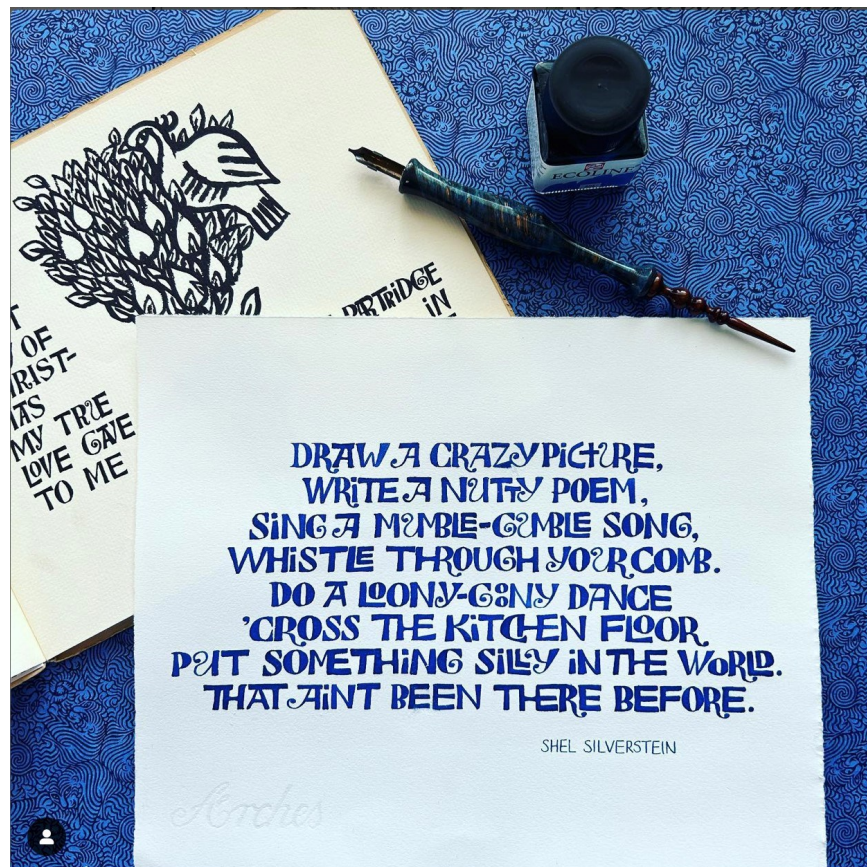
This class was named Ben Shahn-ish, rather than Ben Shahn, for a reason. Beth had her own fun variations, including a version written with a B-nib, and another with a fine-liner. She made adjustments to modernize the letters for these monoline styles. She demoed another version, written with a B-nib, but the ends were squared off using a pointed nib. Fairly time-consuming, but another nice look.

A favorite letter-style for me was her press-and-release letters written with a pencil (extra fun with a colored pencil). Beth has a wide variety of versions, some of which were featured in Letter Arts Review, volume 34, number 2.

Beth will be presenting built-up capitals for our February Romans Study Group!

See more from Beth on her blog: <https://callibeth.com.blog/>

Kristi Darwick



Elaine Sartain's work from the Ben Shahn-ish workshop

UPCOMING EVENTS

DANCING PETALS: PAINTING THE CHARM OF LOOSE WATERCOLOR ROSES WITH SHREYA VERMA

Friday, January 5 and Saturday, January 6 - 6:00pm - 9:30pm PST on Zoom

Immerse yourself in the delicate and expressive world of watercolors with our specialized workshop, “Dancing Petals: Painting the Charm of Loose Watercolor Roses” guided by Shreya Verma, a passionate artist who finds inspiration in nature’s beauty and the vivid world of colors. This workshop is an invitation to explore the art of watercolor painting in a relaxing and supportive environment. Along with learning essential watercolor techniques we will have an “end of class” project along with a decorated envelope to present or preserve your art.



For more information [click here](#)

CALLIGRAPHY RHYTHM & A SPARK OF GOLD! WITH ANDREA WUNDERLICH



SAVE THE DATE - REGISTRATION OPEN SOON!

Saturdays and Sundays, March 9-10, 23-24 10am-12pm PDT

We will play with letterform variations, experiment with layout ideas and create new compositions. We will incorporate gold, will learn about some glittering effects, highlighting certain areas and a very easy way of gilding.

For more information [click here](#)

Scholarships may be available for some workshops. Contact a Board Member for more information.

Letter From the President

Wow - this year is whizzing by - the year-end holidays have started. It's wonderful to hear about the special days all of you are celebrating in your corner of the world.

We thank each of you for being active in our San Diego chapter. Your membership and engagement allows us to continue to offer worthwhile educational events, both paid and no cost. And, we are able to offer free activities to you and to the public. Our September outreach program, Modern + Medieval, with Sharyn Sowell, had 349 registrations, despite the fact that we didn't do extensive publicity. (We had limited slots available in our computer registration system - we'll remedy that when we have time for a clean-up effort.)

We aim to schedule more local events, members have located available venues - we can always use volunteers to share the effort of coordinating those events. Meanwhile, Dr Nan is doing a fantastic job of helping to coordinate our online offerings. Our volunteers are what make us an exceptional chapter, able to offer so many learning opportunities.

We want our members to be aware that we have scholarship funds. Do you hold off on signing up for a workshop due to lack of funds? We may be able to help! Simply contact one of our board members, listed in this newsletter. (Contact information is in the SfC Member Directory. Or simply email Kristi at sdpres@societyforcalligraphy.org.)

Have you checked SfC's web calendar lately: societyforcalligraphy.org/calendar/? We're constantly adding events. In 2024, we'll be scheduling some events/activities in honor of our parent, Society for Calligraphy's, 50th anniversary. SfC was the first calligraphy guild in the U.S. and it's always been among the largest and we don't know of a more active guild!

Take a look at our fabulous instagram page: <https://www.instagram.com/sdsocietyforcalligraphy/>
Thanks to those who submitted their gorgeous work. Members, at all levels of learning, share pieces that are a joy to behold.

Here's to 2024!
Kristi

Your Board of Directors

Kristi Darwick, President
Carol Weston, Treasurer
Laurie Coe, Secretary
Wendy Telford, Exhibits/Newsletter
Nandita Anantharaman, Member at Large

World Calligraphy Day

Thanks to Guin Lee and Susan Lui for submitting their pieces to our social media feed for World Calligraphy Day on August 9th. This holiday was created by the Manuscript Pen Company and the Pen Museum in Birmingham, England in 2017.



Guin Lee



Susan Lui

SfC will be celebrating it's 50 Year Anniversary throughout 2024. Our chapter will be commemorating as well with a special activity. Watch our newsletter and emails for details as our planning continues.



**Follow us on Instagram @sdsocietyforcalligraphy
www.societyforcalligraphy.org**